




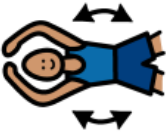
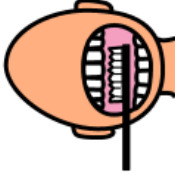








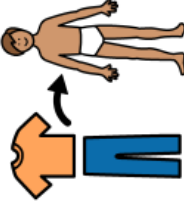
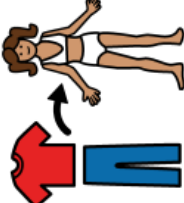




FIRST

NOTE

1. Cut out all squares.
2. Laminate.
3. Adhere velcro to back of visual symbol and First/Then visual.

 <p>read</p>	 <p>library</p>	 <p>desk work</p>	 <p>write</p>	 <p>lunch box</p>	 <p>exercise</p>	 <p>brush teeth</p>	 <p>brush hair</p>	 <p>share</p>	 <p>wait</p>
 <p>breakfast</p>	 <p>floor activities</p>	 <p>group time</p>	 <p>line up</p>	 <p>shower</p>	 <p>get dressed</p>	 <p>get dressed</p>	 <p>Please be quiet.</p>	 <p>turn TV off</p>	